

New York State English Language Achievement Test

NYSESLAT

Name: _____

Grade 2

SPEAKING
LISTENING
READING
WRITING

Test Booklet

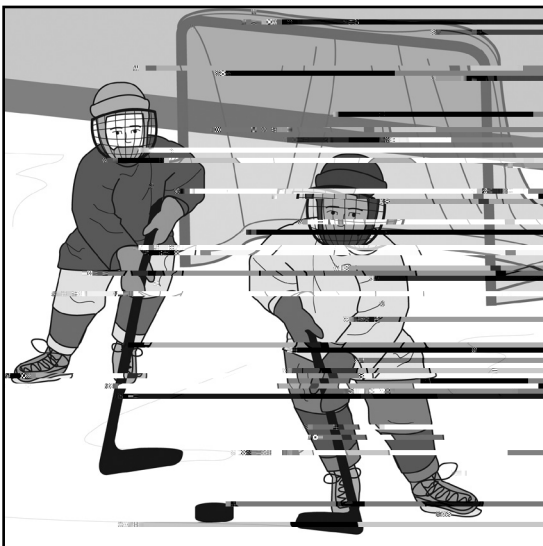
TEST SAMPLER

Directions


I am going to ask you some questions. Listen and then answer. Be sure to answer in English using your own words.

People use things made of wood to play sports. These pictures show children using wooden equipment to play sports.


1.



2.



3.



1 Tell me other ways children can use wooden equipment.

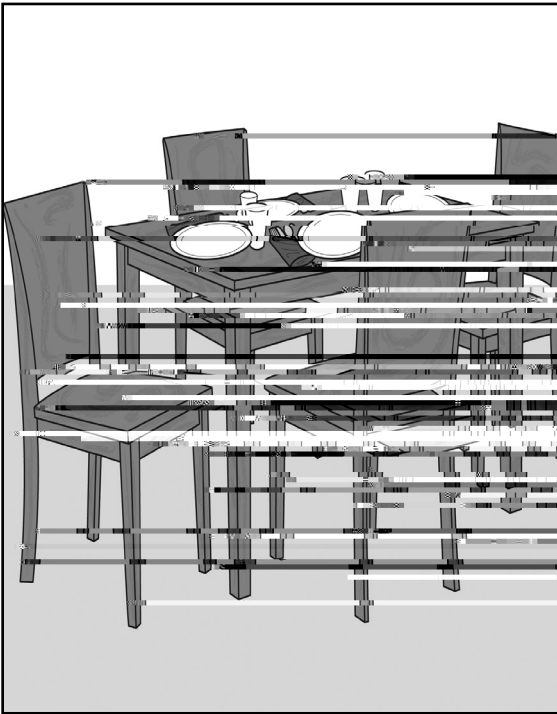
Go On




SPEAKING

People use wood to build furniture like chairs. Chairs come in different shapes and sizes and are used in different ways. You can find chairs in many different places.

1.

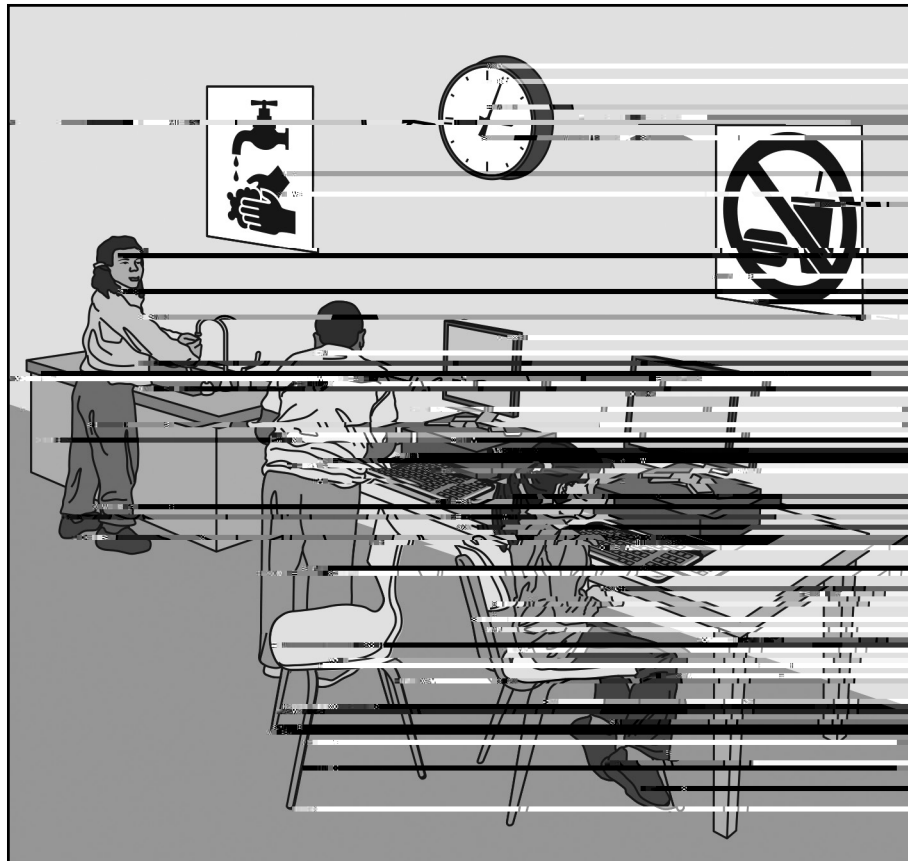


2.



2 Tell me how chairs can be different.

Students in Ms. Deere's class have rules to follow when using the computer station. One of the rules is that students must wash their hands before using the computer.




- 3** What are some other rules that students should follow at the computer station?

Go On 

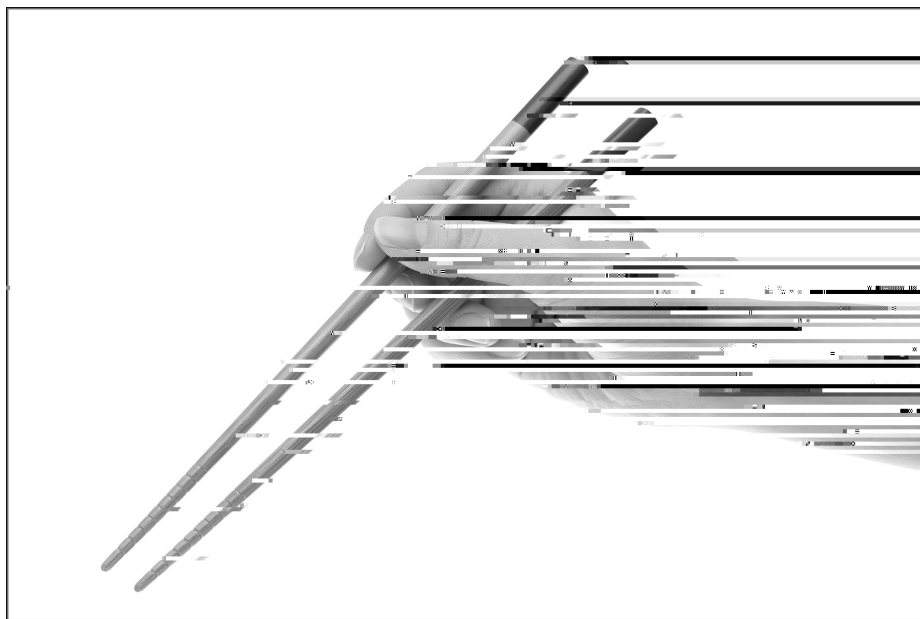
SPEAKING

This school is having a fire drill. The students are lined up outside of the building. There are many people, like teachers, principals, secretaries, and custodians to help make sure that everyone leaves the building safely.



Directions

Now let's talk about chopsticks.




Some people use forks and spoons to eat. Some people eat their food with two sticks called chopsticks. They hold the sticks between their fingers to pick up food. Chopsticks were first made in China long ago. Chopsticks are used in many restaurants and homes all over the world.

5 Tell me about chopsticks.

Go On



You just learned about chopsticks.



Some people use forks and spoons to eat. Some people eat their food with two sticks called chopsticks. They hold the sticks between their fingers to pick up food. Chopsticks were first made in China long ago. Chopsticks are used in many restaurants and homes all over the world.

- 6 Tell me how you think eating with a fork is different from eating with chopsticks.**

STOP

LISTENING
READING
WRITING

**Page i ' e ' i all
lef' bla k**

Directions

Listen to the passage. Then answer Questions 1 through 6. Fill in the correct oval in your test booklet.

Time to Sleep



Go On



LISTENING

1 Which word tells what Mother Bear and Baby Bear did in the woods?

- (A) ...
- (B) ...
- (C) ...
- (D) ...

2 Which word or words tell who she is?

- (A) ...
- (B) ...
- (C) A ...
- (D) ...

3 Which sentence from the passage shows that Mother Bear and Baby Bear returned to their home?

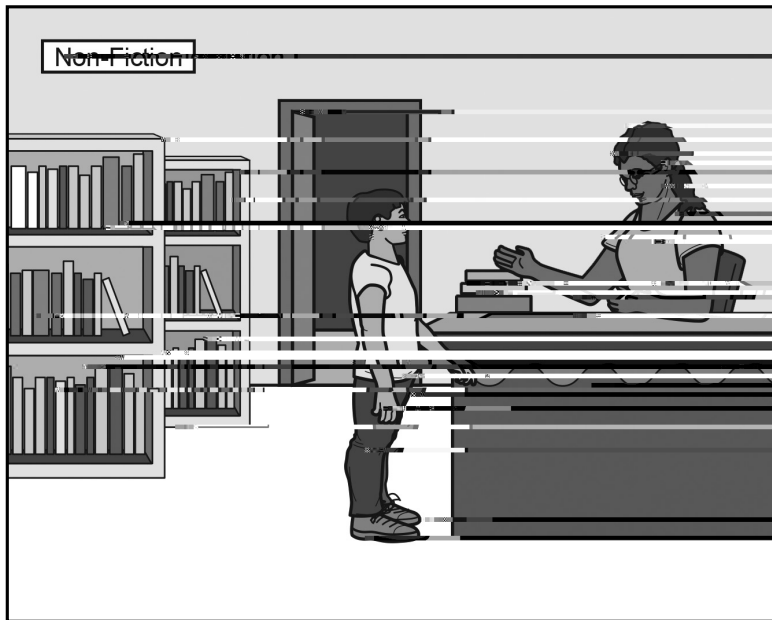
- (A) ...!
- (B) ...
- (C) ...
- (D) ...!

**Page i ' e ' i all
lef' bla k**

Directions

Read the passage. Then answer Questions 7 through 12. Fill in the correct oval in your test booklet.

Tom Goes to the Library



Tom went to the library to borrow a book. He found a book about dinosaurs. The librarian told him that the book was in the Non-Fiction section. Tom went to the Non-Fiction section and found the book. He took the book to the counter and the librarian checked it out for him. Tom was happy to have the book and he went home to read it.

A

Go On 





11 Read these sentences again.

“First, Tom goes to the big library desk. Next, he asks the woman behind the desk for help. The woman is a librarian. She helps people at the library.

Then, the librarian shows Tom some books about dinosaurs.”



**Page i ' e ' i all
lef' bla k**

Directions

Read this passage. Then you will be asked to write two paragraphs based on the passage.

Tom Goes to the Library



13 Now read the directions below.

[Faint, illegible text visible through the box, likely bleed-through from the reverse side of the page.]

You may plan your writing for Question 13 here, if you wish. Use the space below to organize your ideas about what to write.

Write your final answer on Pages 21 and 22.


Planning Page

C c 4.
 W I ab. r. IC.
 Pa I I. b, I. I.
 U. I a. a. I a. a. a
 S. a. I. a.
 U. c c
 C c 4. I I. a a, ca I a I a I. Cr a I. a. I.

uur owaas eaasfoom the elu, writ

Writing, continued


Handwriting practice area with 10 sets of lines. Each set consists of a solid top line, a dashed middle line, and a solid bottom line.



Directions

Read this passage. Then you will be asked to write one paragraph based on the passage.

Exercise Is Fun!



.....

60

..... A

..... A

.....

Go On 

WRITING

14 Now read the directions below.

.....

..... ?

.....

.....

C c 4.

W I ab. r. 2. 1. 1. c.

P a. r. 1. 1. 1. 1. 1. b, l. 1. 1. 1. 1. 1.

U. r. 1. 1. 1. a. a. 1. a. 1. 1. 1. a. a. 1.

S. 1. 1. 1. a. 1. 1. 1. 1. a. 1. 1.

U. c. 1. 1. 1. 1. 1. 1. 1. 1. 1. 1. 1.

C c 4. r. 1. 1. 1. 1. 1. a. 1. a, ca. 1. a. 1. 1. 1. 1. 1. 1. 1. 1. a. 1. 1. 1. 1. 1. 1. 1. 1. 1. 1. 1.

On the lines below, tell some ways you exercise. Remember to use your own ideas and ideas from the passage to help you write.

Handwriting practice area with multiple sets of horizontal lines (solid top and bottom lines, dashed middle line) for writing.

Go On 

Writing, continued

Handwriting practice area with four sets of lines. Each set consists of a solid top line, a dashed middle line, and a solid bottom line.

